

GENIE S-65

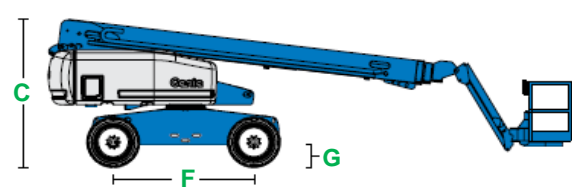
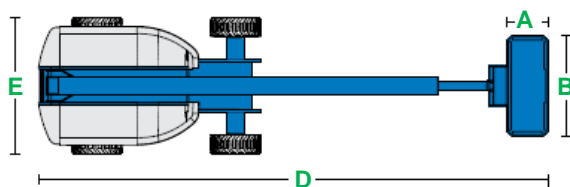


| MEASUREMENTS | | METRIC | IMPERIAL |
|--------------------------|---------------------------------------|-----------------|-------------|
| Working height maximum* | | 21.70 m | 71 ft 2 in |
| Platform height maximum | | 19.90 m | 65 ft 3 in |
| Horizontal reach maximum | | 16.80 m | 55 ft |
| Below ground reach | | 2.72 m | 8 ft 11 in |
| A x B | Platform dimensions (length x width) | 0.91 m x 2.44 m | 3 ft x 8 ft |
| C | Height - stowed | 2.72 m | 8 ft 11 in |
| D | Length - stowed | 9.50 m | 31 ft 2 in |
| | Length - transport (jib tucked under) | 7.60 m | 25 ft |
| E | Width | 2.49 m | 8 ft 2 in |
| F | Wheelbase | 2.50 m | 8 ft 2 in |
| G | Ground clearance - centre | 37 cm | 1 ft 3 in |

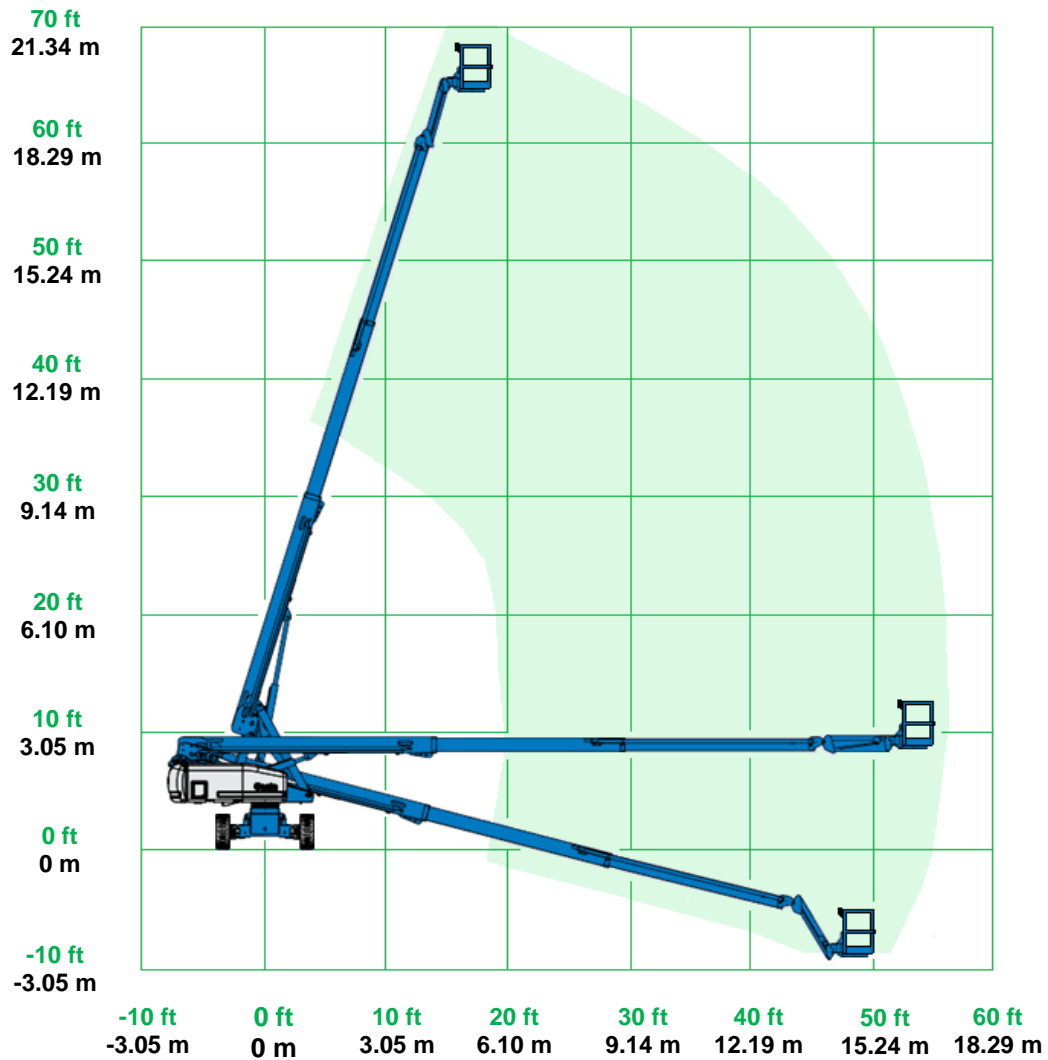
| PRODUCTIVITY | | | |
|----------------------------------|--|--------------------------------------|----------------------|
| Platform capacity | | 227 kg | 500 lb |
| Maximum number of persons | | 2 | 2 |
| Maximum wind speed (12.5 m/s) | | 45km/h | 28 mph |
| Platform rotation | | 160° | 160° |
| Vertical jib rotation | | 135° | 135° |
| Turntable rotation | | 360° continuous | 360° continuous |
| Turntable tailswing | | 1.18 m | 3 ft 10 in |
| Drive speed - stowed | | 5.6 km/h | 3.47 mph |
| Drive speed - raised or extended | | 1 km/h | 0.62 mph |
| Gradeability** | | 45% | 24.23° |
| Inside turning radius | | 2.39 m | 7 ft 10 in |
| Outside turning radius | | 5.66 m | 18 ft 7 in |
| Controls | | 12 V DC proportional | 12 V DC proportional |
| Tyres - RT lug foam-filled NHS | | 355/55D 625 | 355/55D 625 |
| Wheel load maximum*** | | 5,262 kg | 11,600 lb |
| Axle load maximum*** | | 8,223 kg | 18,129 lb |
| Localised pressure per tyre*** | | 4.92 kg/cm ² (483 kPa) | 70 psi |
| Occupied pressure*** | | 17.29 kg/cm ² (1,696 kPa) | 246 psf |

| POWER | | | |
|---------------------------|--|---|------------|
| Power source | | Deutz 3 cylinder diesel 35.8 kW (48 hp) | |
| Auxiliary power unit | | 12 V DC | 12 V DC |
| Hydraulic tank capacity | | 170 L | 44 gal lqd |
| Diesel fuel tank capacity | | 132 L | 34 gal lqd |

| WEIGHT**** | | | |
|------------|--|-----------|-----------|
| | | 10,492 kg | 23,129 lb |



GENIE S-65 RANGE OF MOTION



*The metric equivalent of working height adds 2 m to platform height. Imperial adds 6 ft to platform height.

**Gradeability applies to driving on slopes. See operator's manual for details regarding slope rating.

***Floor loading information is approximate. It should be used only with adequate safety factors.

****Weight will vary depending on options.